


CONCETTO FORMALE

Il metodo più semplice e sicuro che vi consigliamo per conoscere la vostra misura del dito è quello di rivolgervi presso una qualsiasi gioielleria per controllarlo con una apposita anelliera.

Qualora ciò vi risulti impossibile potete seguire le indicazioni qui sotto.

Stampate questa guida su un foglio A4 assicurandovi che le impostazioni della vostra stampante siano regolate per la stampa in scala reale. Questo in genere si ottiene impostando il valore 100% nella voce "Scala".


Per verificare che la stampa sia effettivamente in misure reali, potete misurare con un righello il logo di esempio che trovate qui sotto.



Troppo grande




Troppo piccolo




Misura giusta

CONCETTO FORMALE


SCHEMA MISURE




8




9




10




11




12




13




14




15




16




17




18




19




20




21




22




23




24




25




26




27




28




29




30



31



32



33

CONCETTO FORMALE

TABELLA MISURE INTERNAZIONALI

MISURA			CIRCONFERENZA DITO (mm)	DIAMETRO ANELLO (MM)
ITALIA	EUROPA	USA - UK		
8	48	4 ½	48	15,29
9	49	4 ¾	49	15,61
10	50	5 ¼	50	15,92
11	51	5 ¾	51	16,24
12	52	6	52	16,56
13	53	6 ¼	53	16,88
14	54	6 ¾	54	17,20
15	55	7 ¼	55	17,52
16	56	7 ½	56	17,83
17	57	8	57	18,15
18	58	8 ¼	58	18,47
19	59	8 ¾	59	18,79
20	60	9	60	19,11
21	61	9 ½	61	19,43
22	62	10	62	19,75
23	63	10 ¼	63	20,06
24	64	10 ¾	64	20,38
25	65	11	65	20,70
26	66	11 ½	66	21,02
27	67	11 ¾	67	21,34
28	68	12 ¼	68	21,66
29	69	12 ½	69	21,97
30	70	13	70	22,29
31	72	13 ¼	71	22,61
32	72	13 ¾	72	22,80
33	73	14 ¼	73	23,13